

## SolarTech Power Solutions

# TI494 single phase inverter

*LiFePO<sub>4</sub> Battery, safety*

*Wide temperature: -20~55°C*

*Modular design, easy to expand*

*The heating function is optional*

*Intelligent BMS*

*Cycle Life: ≥ 6000*

*Warranty: 10 years*



## Overview

---

What is IC tl494 PWM modified sine wave inverter?

**PWM Modified Sine Wave Inverter Circuit Employing IC TL494** In this article we talk about an adaptable IC TL494 PWM Modified Sine Wave Inverter which contains the IC TL494 for the vital sophisticated PWM reproduction.

What is tl494 IC?

The TL494 IC, with its internal 5V reference regulator, controls the PWM for switching. The article advises against building such inverters for commercial use due to safety and performance concerns. An inverter is a circuit that converts Direct Current (DC) to Alternating Current (AC).

How does a tl494 inverter work?

The inverter works based on the switching IC of TL494. The IC generates high-frequency pulses (about 30khz). The pulses are amplified by the MOSFET of IRF3205 and pass through the transformer. The Fast diodes are rectified and give the power output.

Why should you choose a PWM IC tl494?

The use of the PWM IC TL494 not only makes the design extremely economical with its parts count but also highly efficient and accurate. The IC TL494 is a specialized PWM IC and is designed ideally to suit all types of circuits which require precise PWM based outputs.

How many functional blocks does the tl494 IC have?

The TL494 IC has 8 functional blocks, which are shown and described below. The 5V internal reference regulator output is the REF pin, which is pin-14 of the IC. The reference regulator is there to provide a stable supply for internal circuitry like the pulse-steering flip-flop, oscillator, dead-time control comparator, and PWM comparator.

What is a modified square wave PWM inverter?

This article explains the construction and functioning of a simple modified square wave PWM inverter circuit using the TL494 chip. It distinguishes between modified square wave inverters, which produce a square wave output suitable for most appliances but problematic for certain motors, and pure sine wave inverters that work for all AC devices.

## TL494 single phase inverter

---

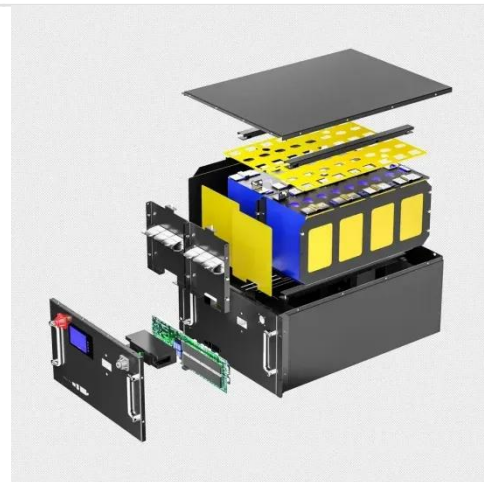


### TL494 LINEAR INTEGRATED CIRCUIT

Mar 5, 2018 · FEATURES \*Complete PWM power control circuitry \*Uncommitted outputs for 200 mA sink or source current \*Output control selects single ended or push pull operation \*Internal ...

### TL494 simple inverter circuit analysis

Aug 8, 2025 · \*\*First, TL494 Introduction\*\* The TL494 is a fixed-frequency pulse width modulation (PWM) integrated circuit that contains all the necessary functions for controlling switching ...



### Highvoltage Battery

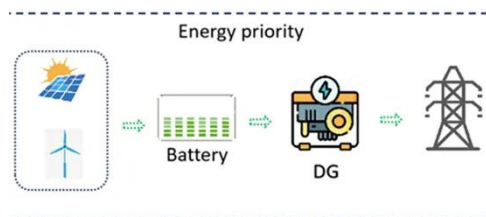


### MICROCONTROLLER BASED POWER INVERTER

Jul 26, 2021 · The aim of this project is to design and implement a single phase inverter which can convert DC voltage to AC voltage at high efficiency and low cost. Solar and wind powered ...

## TL494 Pulse-Width-Modulation Control Circuits (Rev. G)

Jul 1, 2020 · 3 Description The TL494 device incorporates all the functions required in the construction of a pulse-width-modulation (PWM) control circuit on a single chip. Designed ...




## Inverter Design with TL494 PWM controller , ee-diary

Aug 14, 2025 · Below is the circuit diagram of inverter designed with TL494 IC. This above circuit is basically a push-pull DC-AC inverter circuit using a TL494 (KA7500 equivalent) as the PWM ...

## TL494: Can you recomend full bridge PWM controller for single phase

TL494: Can you recomend full bridge PWM controller for single phase inverter?  
Jaemyeong Hwang Prodigy 70 points Part Number: TL494 Hello, I am finding Sine PWM controller or ...



## "Pulse-Width Modulation Control Circuits"



Nov 5, 2018 · The TL494 incorporates all the functions required in the construction of a pulse-width-modulation (PWM) control circuit on a single chip. Designed primarily for power-supply ...

## build three phase inverter with tl494

Grid tie off grid Inverter / Three Phase Inverter /380VAC Output Inverter Grid Inverter / Three Phase Inverter /380VAC Output Inverter featureCapacity: 1KW--100KW (1) super wide input



## How to use TL494 for single phase H-bridge inverter along ...

I am not getting how to give dead time in single phase inverter operation via TL494 IC. I tried giving some voltage on DTC pin (4) but not getting dead time between complementary signals. ...

## TL494 Pulse-Width-Modulation Control Circuits (Rev. H)

Sep 29, 2021 · The TL494 device incorporates all the functions required in the construction of a pulse-width-modulation (PWM) control circuit on a single chip. Designed primarily for power ...



## [moved] sinusoidal pulse width modulation ...

Aug 4, 2016 · Re: sinusoidal pulse width modulation inverter Sorry about the late reply, I haven't built a inverter but.. I read the related threads and I got out of it ...

## TL494 Datasheet, Pinout, Application Circuits

Jul 1, 2024 · The IC TL494 is a versatile PWM control IC, which can be applied in many different ways in electronic circuits. In this articles I have explained in ...



## Contact Us

For catalog requests, pricing, or partnerships, please visit:

<https://posecard.eu>