

SolarTech Power Solutions

Inverter bridge arm midpoint voltage



Overview

Why are reconstructed topologies of inverters with different bridge arm faults different?

The reconstructed topologies of inverters with different bridge arm faults are different, which makes the basic voltage vector phase of each reconstructed topology inconsistent, resulting in different calculations.

What are two-level three-phase voltage source inverters?

Two-level three-phase voltage source inverters often apply two control methods: sinusoidal pulse width modulation (SPWM) and space vector pulse width modulation (SVPWM). The SVPWM owns a higher utilization rate of DC voltage and does not require triangular carriers, allowing it to be broadly employed 4, 5, 6.

How difficult is SVPWM under different bridge arm faults?

The difficulty and complexity of SVPWM under different bridge arm faults is considered in Refs. 15, 16, and SVPWM calculation is optimized. According to the “Volt-Second” relation, the equivalence of the calculation formula describing basic voltage vector action time with different reconfiguration topologies is simply narrated in Ref. 15.

How to improve reliability of two-level three phase voltage source inverters?

Scientific Reports 14, Article number: 8819 (2024) Cite this article To improve the reliability of Two-level three phase voltage source inverters, a uniform fault tolerant strategy based on space vector pulse width modulation is proposed for different leg faults.

Are two-level three-phase voltage source inverters fault-tolerant?

The fault-tolerant control of two-level three-phase voltage source inverters has been extensively studied 1, 2, 3, including two reconstruction aspects: hardware topology and software control strategy. Various fault-tolerant

reconfiguration topologies of three-phase voltage source inverters have been summarized in Refs. 1, 2, 3.

Can a bridge arm fault be rotated through coordinate transformation?

Since the SVPWM of reconstructing topology in case of a phase A bridge arm fault is the simplest 18, 19, 20, the voltage vectors of phase B and C bridge arm faults in Fig. 3 b,c can be rotated through coordinate transformation, to be consistent with Fig. 3 a.

Inverter bridge arm midpoint voltage




Simple Voltage Balancing Control of Four-Level ...

Sep 30, 2024 · Particularly, the expression of the midpoint current, regarding the modulation index and phase current amplitude, is theoretically derived. This ...

Inverter fault diagnosis algorithm based on midpoint voltage ...

Jan 31, 2023 · This paper proposes a fault diagnosis method of three-phase inverter based on pulse transform. Firstly, the voltage between DC side midpoint and AC side midpoint is used to ...



Three-phase four-bridge-arm inverter energy storage

As shown in Figure 3, when the upper and lower switches of any phase bridge arm in the three-phase inverter bridge are turned on at the same time, the system works in the ST mode. the ...

Improved SVPWM modulation method for three-phase ...

Apr 25, 2023 · The disadvantage of this method is that the dc voltage utilization ratio is low and the software fault tolerance is difficult to realize. To solve these problems, an improved SVPWM ...



A Carrier-Based Pulse Width Modulation Algorithm for a ...

Nov 30, 2024 · In this paper, a carrier-based modulation algorithm is proposed for the traditional three-dimensional space vector modulation algorithm with the disadvantages of complicated ...

Inverter fault diagnosis algorithm based on midpoint voltage ...

Jan 31, 2023 · This paper proposes a fault diagnosis method of three-phase inverter based on pulse transform. Firstly, the voltage between DC side midpoint and AC side midpoint





**200kWh
Battery Cluster**

Midpoint Voltage of Bridge Arm Based Fault Diagnosis

Aug 7, 2024 · Midpoint Voltage of Bridge Arm Based Fault Diagnosis Method of Inverter and Phase Winding for DSEM
IEEE Transactions on Industrial Electronics (IF7.5) Pub Date : ...

Switch Open-Circuit Fault Diagnosis Method Using Bridge

Jul 12, 2024 · Subsequently, the OCFD method is introduced, which exclusively depends on the integral value of the voltage at the midpoint of the primary-side switching bridge arm. Following ...




A unified SVPWM fault tolerant control algorithm for single ...

Apr 17, 2024 · To improve the reliability of Two-level three phase voltage source inverters, a uniform fault tolerant strategy based on space vector pulse width modulation is proposed for ...

Fast open-transistor fault

diagnosis based on calculated bridge arm

Dec 8, 2016 · A novel fast open-transistor diagnosis approach for voltage-source inverters (VSI) based on calculated bridge arm pole-to-pole (PTP) voltages is proposed in thi



Three-phase four-bridge-arm inverter energy storage

Commonly used when the inverter needs to exchange energy with a low voltage grid, i.e. a four-wire grid or even a microgrid. This type of inverters can be classified into: Three-leg split ...

Midpoint Voltage of Bridge Arm Based Fault Diagnosis Method of Inverter


In order to solve this problem, this article proposes a fault diagnosis method of inverter and phase winding for doubly salient electromagnetic motor (DSEM) based on the midpoint voltage of ...



Open-Circuit, Current Sensor Fault Diagnosis of

Three

Apr 30, 2024 · After that, fault diagnosis is achieved using the normalized detection variables of the ideal bridge arm voltage and the fit bridge arm voltage. Meanwhile, the open-circuit faults ...



The Control Technology Research of the Z-source Three ...

Dec 24, 2013 · The fourth bridge arm is individually controlled. Based on the advantages of the Z-source network and three-phase four-bridge arm inverter, this paper presents Z source three ...



Support Customized Product



Midpoint Voltage of Bridge Arm Based Fault Diagnosis

Aug 7, 2024 · Modulated PLPR-Based Predictive Control With Noise Suppression for LC-Filtered Voltage Source Inverters Performance Analysis of Rapid Capacitor Charging System Based ...

A unified SVPWM fault

tolerant control algorithm for single ...

Apr 17, 2024 · The reconstructed topologies of inverters with different bridge arm faults are different, which makes the basic voltage vector phase of each reconstructed topology ...



The Control Technology Research of the Z-source Three ...

Dec 24, 2013 · This paper presents a Z-source three-phase four-leg inverter which combines a Z-source network with three-phase four-leg inverter. The circuit uses simple SPWM modulation ...

Open-Circuit, Current Sensor Fault Diagnosis of Three

Apr 30, 2024 · First, the ideal bridge arm midpoint voltage and the actual bridge arm midpoint voltage are derived, and empirical wavelets are used for adaptive banding of the bridge arm ...



Characteristics of Common-Mode Voltage Offset in

Small

Dec 7, 2023 · The diagnostic methods based on bridge arm voltages proposed in references [17, 18] achieved fast diagnosis, high reliability, and speed by utilizing the characteristics of bridge ...



Three-Level Midpoint Potential Balance and Harmonic ...

Three-Level Midpoint Potential Balance and Harmonic Suppression Strategy Under Low Carrier Ratio Abstract: - An improved virtual space vector modulation method is proposed to address ...



Midpoint Voltage of Bridge Arm Based Fault Diagnosis Method of Inverter

Aug 7, 2024 · In order to solve this problem, this article proposes a fault diagnosis method of inverter and phase winding for doubly salient electromagnetic motor (DSEM) based on the ...



- ✓ 100KW/174KWh
- ✓ Parallel up-to 3sets
- ✓ IP Grade 54
- ✓ EMS AND BMS

Research on Neutral Point Voltage Balancing in Single-Phase ...

Jan 28, 2025 · Figure 4 shows the midpoint voltage u_{ab} , output voltage u_o , and output current i_o in the bridge arm under the newly proposed H-SVPWM. Through u_{ab} , the inverter operates in ...



Mid-point potential balancing in three-level inverters

vel inverter leads to low harmonics in the output voltage, causing voltage distortion and seriously reducing the power quality. The unbalanced mid-point voltage also puts more voltage strain on ...

Switch Open-Circuit Fault Diagnosis Method Using Bridge Arm Midpoint

Oct 1, 2024 · IEEE Transactions on Power Electronics, volume 39, issue 10, pages 13795-13807 Switch Open-Circuit Fault Diagnosis Method Using Bridge Arm Midpoint Voltage Integral for ...



Contact Us

For catalog requests, pricing, or partnerships, please visit:
<https://posecard.eu>